



Minnesota Workers' Compensation  
Insurers Association, Inc.

7701 France Avenue South  
Suite 450  
Minneapolis, MN 55435-3203

952-897-1737 general  
952-897-6495 fax

[www.mwcia.org](http://www.mwcia.org)

February 20, 2025

## **ALL ASSOCIATION MEMBERS**

Circular Letter No. 25-1857

### **RE: 2024 Medical Data Report – Minnesota**

The Minnesota Workers' Compensation Insurers Association, Inc. (MWCIA) is sharing the 2024 [Medical Data Report](#) for the state of Minnesota. These reports have been compiled by the National Council on Compensation Insurance (NCCI) to provide insight into the medical cost drivers that impact the workers' compensation system in Minnesota.

The NCCI's Medical Data Call (MDC) serves as the source of the metrics displayed in the report. The MDC solicits detailed workers' compensation medical information from insurance carriers in states where the NCCI has ratemaking jurisdiction and serves as the collecting agency for Minnesota as well. The data contained in the reports represent medical transactions for Service Year 2023 (medical services provided from January 1, 2023 to December 31, 2023), except where otherwise noted. This data set consists of 96% of insurance carrier statewide written premiums in 2023. Please note that insurer-only data are reflected. No data adjustments have been made for the reporting of COVID-19 related claims.

The Medical Data Report illustrates the breakdown of services by category as follows:

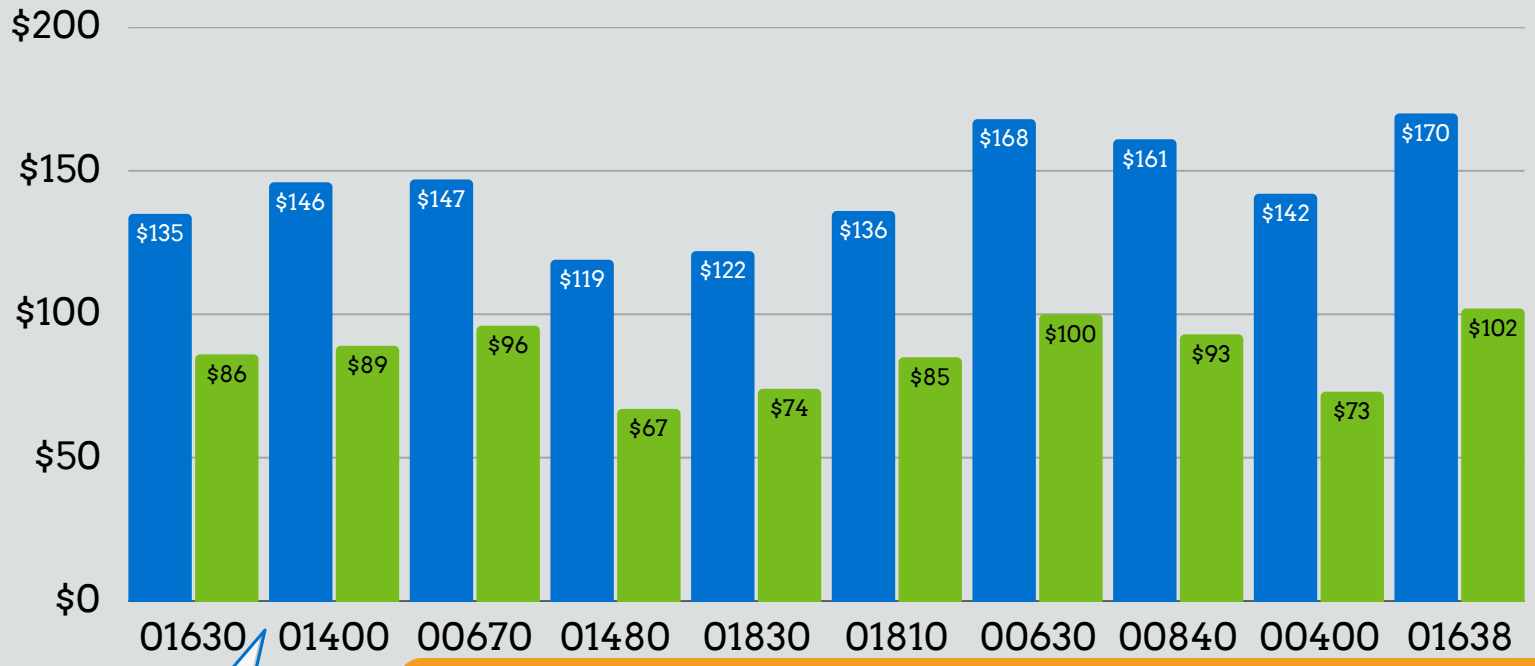
- Physician
- Hospital Inpatient
- Hospital Outpatient
- Ambulatory Surgical Centers
- Drug
- Durable Medical Equipment, Prosthetics, Orthotics and Supplies (DMEPOS)
- Other

The report is under the Carriers menu below the State of the Market item. If you have questions, please contact our Actuarial staff by calling 952.897.1737, Option 3 or by emailing [actuarial@mwcia.org](mailto:actuarial@mwcia.org).

# MN Medical Data Call Highlights

## Minnesota vs Countrywide

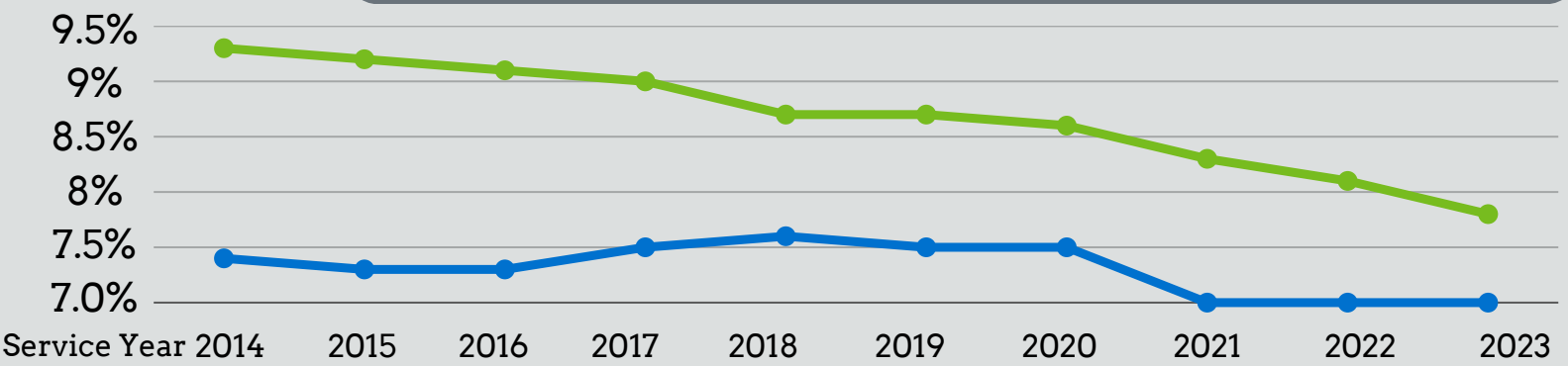
### Anesthesia Top Procedures Codes by Payments - Paid Per Unit



5.4% of total claims in MN had an Anesthesia claim compared to 6.2% Countrywide

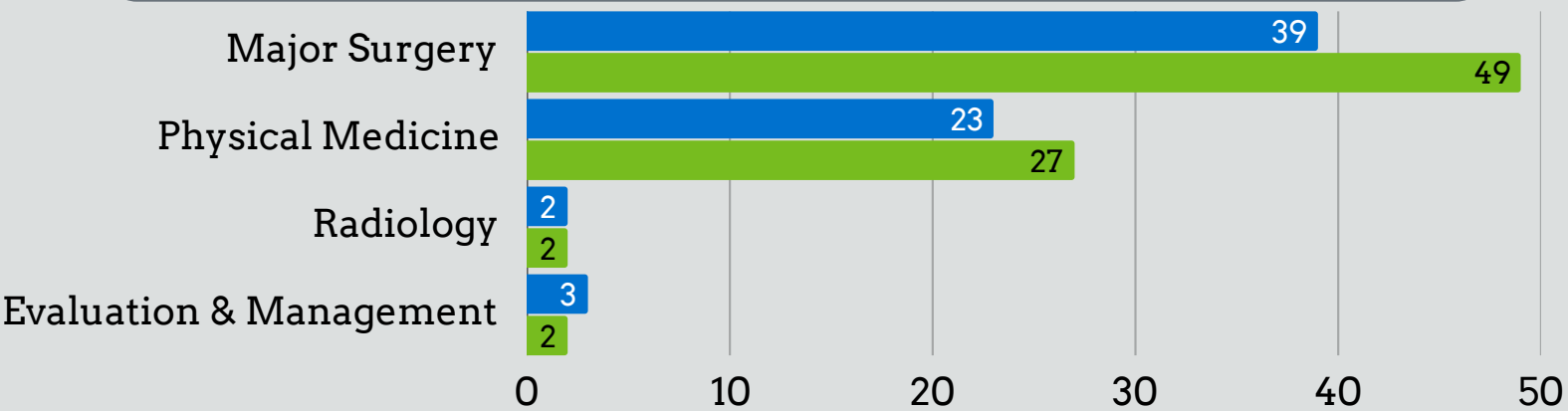
See report page 10 for Code Descriptions

### Share of Total Claims With a Major Surgery Transaction



The percentage of major surgeries has decreased in both MN and Countrywide over the past 10 years

### Time Until First Treatment Physicians Services - Median Days



Ambulatory Surgical Center major surgery median days: MN-89 and Countrywide-102

Read the Medical Data Call Report