



Minnesota Workers' Compensation
Insurers Association, Inc.
7701 France Avenue South ▪ Suite 450
Minneapolis, MN 55435-3200

January 27, 2009

ALL ASSOCIATION MEMBERS

Circular Letter No. 09-1546

RE: 2008 Test Audit Summary Report

Attached are the summary sheets showing the results of the 2008 Test Audit Program by the Minnesota Workers' Compensation Insurers Association, Inc. For your convenience, the report lists all test audits completed between January 1, 2008 and December 31, 2008, and is sorted by carrier ID in the voluntary and assigned risk markets.

If you have any questions regarding this report, please contact one of our Member & Customer Service's staff by calling 952.897.1737 (Option 1) or by emailing info@mwcia.org.

MWCIA

Test Audit Program



Voluntary Market

Test Audits completed January 1, 2008 - December 31, 2008

MINNESOTA WORKERS' COMPENSATION INSURERS ASSOCIATION, INC.

Voluntary Market

Test Audits Completed January 1, 2008 - December 31, 2008

Qtr: 1	AFN Number	Carrier ID	Test Audit Payroll	Company Audit Payroll	Reason Code(s)	Total Payroll Difference
	0270342	10170	2,238,463	2,175,484	C5 P2 P6	62,979
	0973165		1,181,432	1,193,139	P2 P6	-11,707
	3197077		1,011,546	997,099	C1 P6	14,447
	1380257	10448	2,905,227	2,871,796	C4 P2 P3	33,431
	2593165		3,284,336	3,017,308	C1 P1 P3	267,028
	3186793		4,702,972	4,670,097	P1	32,875
	2903989		4,332,727	4,332,727	C1 C4	0
	3131224	10782	665,194	614,882	P6	50,312
	0459305		2,124,234	2,124,234		0
	0034274		388,566	388,566		0
	0493171	10863	11,518,342	11,518,342		0
	2179083	11037	166,039	155,038	P6	11,001
	1434195	12122	2,217,476	2,258,251	C1 P1 P2 P6	-40,775
	0808016		2,496,041	2,496,041	C4	0
	0216780		1,972,184	1,979,121	C1 C4 P2	-6,937
	3145849	12440	87,266	87,896	P2	-630
	0312525		406,374	406,374		0
	1330691		455,899	455,899		0
	3183676		135,994	120,000	P7	15,994
	3141414		226,460	226,460		0
	3159494		2,400,531	2,401,154	C5 P2	-623
	3197486		302,886	406,752	C4 P1 P5	-103,866
	1874276		71,859	71,859		0
	0299022		517,837	517,837		0
	1757490		593,992	593,543	C4 P2	449
	3144204		2,667,812	2,669,692	P6	-1,880
	2642727		104,940	104,940		0
	2360985		1,039,833	1,039,833		0
	3130088	12890	1,037,022	1,037,172	C4 P2	-150
	3153654		994,856	994,746	P6	110
	2980916		476,446	491,531	P3	-15,085
	1036971		1,434,016	1,434,016		0
	0042820		1,781,068	1,780,219	P2	849
	0655465		7,958,219	7,999,319	C4 P1	-41,100
	3153008		2,894,411	2,793,781	C4 P1 P6	100,630
	3145772	15571	138,304	132,400	P5	5,904
	2390248		274,675	274,675		0
	2382946		358,766	418,365	P6	-59,599
	3182307		498,160	498,160		0
	2238950		624,309	624,309		0
	1238469		1,385,304	1,385,304		0

MINNESOTA WORKERS' COMPENSATION INSURERS ASSOCIATION, INC.

Voluntary Market

Test Audits Completed January 1, 2008 - December 31, 2008

2348314	15873	727,565	739,801	C4 P4	-12,236
3183961		159,910	234,296	P1 P6	-74,386
3166635		69,853	86,213	P1 P6	-16,360
2381257		225,018	231,864	P1	-6,846
2792044	17124	36,447	364,747	P6	-328,300
0657743	24562	719,451	715,342	P5	4,109
1425013	35866	3,648,903	3,007,736	P6	641,167

Quarterly Total Test Audit Payroll : **75,659,165**

Quarterly Total Company Audit Payroll : **75,138,360**

Quarterly Total Payroll Difference : **520,805**



MINNESOTA WORKERS' COMPENSATION INSURERS ASSOCIATION, INC.

Voluntary Market

Test Audits Completed January 1, 2008 - December 31, 2008

Qtr: 2	AFN Number	Carrier ID	Test Audit Payroll	Company Audit Payroll	Reason Code(s)	Total Payroll Difference
	1904264	10448	136,894	227,224	C4 P1 P3	-90,330
	0549002	10863	9,447,589	9,447,589		0
	3197718		125,759	70,880	C4 P7	54,879
	1281178		2,327,108	2,327,108		0
	1134353		6,699,574	6,699,574	C1 C4	0
	1050885		6,073,158	6,074,860	C4 P1	-1,702
	2185997		6,172,023	6,172,023	C3 C4	0
	0826715		1,933,616	1,969,005	P1 P2 P4	-35,389
	3054519		7,442,424	7,426,824	P6	15,600
	0574953	12122	3,903,458	3,341,317	P1 P6	562,141
	0457949		1,956,344	1,925,464	C1 C4 P4 P5	30,880
	1716522	12890	2,220,531	2,220,531		0
	2345080		3,234,636	3,234,636	C1	0
	1742035	14311	320,175	320,175		0
	1585371		212,159	222,401	C4 P1	-10,242
	0154288	14842	244,034	244,526	P2	-492
	3189288		188,135	180,026	P4	8,109
	3181735		608,266	248,267	C1 C4 P1	359,999
	3160331		181,642	181,642	C4	0
	3081648		166,372	168,992	P3	-2,620
	1330101		530,751	530,751		0
	2688018		347,586	347,586	C4	0
	0870811		466,074	466,074		0
	2274221		547,423	577,423	P1 P7	-30,000
	1024221		338,487	335,704	P2	2,783
	0051233	15385	300,728	300,728	C4	0
	3173575		107,822	100,997	P4	6,825
	2976625		1,626,254	1,495,470	C4 P3	130,784
	1898779		717,032	717,032		0
	2179792		719,971	719,971		0
	2819678		308,190	308,190	C1	0
	2747073		346,135	346,135		0
	2709384		1,382,981	1,409,347	C1 C4 P2	-26,366
	0609846		54,910	54,910	C4	0
	3124134		86,943	86,943		0
	1443810	15571	22,384,992	22,384,992		0
	2674432	15873	676,166	692,666	P2 P3 P4	-16,500
	3153322	16144	397,477	397,477	C3 C4	0
	3195346		160,216	160,216		0
	3200604		275,017	275,555	P2	-538
	3188286		123,090	123,740	P3	-650

MINNESOTA WORKERS' COMPENSATION INSURERS ASSOCIATION, INC.

Voluntary Market

Test Audits Completed January 1, 2008 - December 31, 2008

1018540	16144	74,425	74,425		0
3160373		160,236	197,010	P1 P3	-36,774
3150995		61,067	61,067		0
0402605		212,963	212,963	C3 C4	0
3156357		201,228	191,933	P1	9,295
3146315		55,677	48,877	P5	6,800
0512931	16853	195,785	217,406	P6	-21,621
1799800	17035	607,507	607,507		0
2717883		76,189	76,189		0
0949590		578,666	578,666		0
2017466		145,729	145,729		0
3125273		663,016	663,016		0
2474492	17124	2,022,251	2,022,251		0
2369338		58,533	58,819	P6	-286
2362856		419,384	419,384		0
2351315		845,219	845,219		0
2288168		202,150	202,150		0
2566818		191,788	191,788		0
1745255		160,399	160,399		0
1414410		643,665	641,164	P5	2,501
1123700		785,726	785,726		0
0412333		407,129	472,958	P5	-65,829
0254908		1,902,952	1,902,952		0
1797352		259,469	259,469		0
2601338		208,406	208,406		0
2803364		447,579	447,579		0
2070600		242,825	242,825		0
3120619		1,374,586	1,374,586		0
3139172		187,252	149,734	C5 P5	37,518
3143569		128,663	128,663		0
3211982		186,347	186,347		0
3144610		544,839	544,839		0
3178676		1,098,786	1,098,786		0
3181881		363,493	298,328	P5	65,165
3189724		395,283	395,283		0
0656496	17469	1,061,670	1,061,670		0
0359068		3,044,104	3,044,104		0
0476919		1,198,647	1,198,647		0
0588083		278,692	278,692		0
2421836		241,518	242,572	P5	-1,054
2383446		224,661	224,661		0
3119793		614,476	614,476		0
2594153	19879	110,498	110,498		0

MINNESOTA WORKERS' COMPENSATION INSURERS ASSOCIATION, INC.

Voluntary Market

Test Audits Completed January 1, 2008 - December 31, 2008

Quarterly Total Test Audit Payroll :	108,375,620
Quarterly Total Company Audit Payroll :	107,422,734
Quarterly Total Payroll Difference :	952,886



MINNESOTA WORKERS' COMPENSATION INSURERS ASSOCIATION, INC.

Voluntary Market

Test Audits Completed January 1, 2008 - December 31, 2008

Qtr: 3	AFN Number	Carrier ID	Test Audit Payroll	Company Audit Payroll	Reason Code(s)	Total Payroll Difference
	1063758	12122	719,829	710,793	C4 P2 P6	9,036
	2374889	12440	117,892	117,892		0
	0563013	14311	116,186	116,186		0
	2706296		388,564	388,564	C4	0
	0012300		75,145	123,568	C4 P1 P2	-48,423
	3211050		401,468	340,964	P2 P3 P6	60,504
	2211343		216,073	216,073		0
	1275763		422,310	438,197	C4 P1 P3	-15,887
	1254790		231,843	232,108	C4 P2 P6	-265
	3146296		217,881	216,451	C4 P2	1,430
	2194520	15962	218,492	218,492		0
	3184211	16144	66,363	66,363		0
	2600404		188,222	188,222	C4	0
	0097071	16446	359,235	359,235		0
	0045888		812,047	812,047		0
	1380664		564,310	549,638	P5	14,672
	3125150		1,429,687	1,429,687		0
	0122173		285,947	285,947		0
	0328740		429,299	448,330	P6	-19,031
	0492701		420,484	420,484		0
	0658154		521,210	545,478	P6	-24,268
	0847526		232,439	232,439		0
	0905097		996,793	996,793		0
	1218875		820,737	820,737		0
	1893629		413,083	413,083		0
	3111273		308,405	308,405		0
	1596853		151,116	151,116		0
	2291002		683,490	683,490		0
	1425161	16853	419,178	419,178		0
	2280990		548,745	548,745		0
	1679996		857,807	834,114	P4	23,693
	0949930		345,093	345,093		0
	0803324		808,582	817,334	C4 P4	-8,752
	0385883		290,695	290,695		0
	0997021	17124	1,146,452	1,146,452		0
	3172932		128,593	128,593		0
	0028444		130,068	129,235	P5	833
	2559161	17256	116,668	116,668		0
	2809133		140,256	140,256		0
	3122299	17469	1,060,183	1,060,183		0
	3124770		519,736	519,736		0

MINNESOTA WORKERS' COMPENSATION INSURERS ASSOCIATION, INC.

Voluntary Market

Test Audits Completed January 1, 2008 - December 31, 2008

1371665	17469	3,125,102	2,872,111	P5	252,991
1224875		233,183	237,134	P5	-3,951
3208867		511,178	454,944	P5	56,234
2738228	18147	267,091	254,904	C4 P2	12,187
2906902		277,509	276,345	P2 P3	1,164
3036251		595,418	637,017	P1	-41,599
2189020		336,340	335,457	C2 C4 P2	883
0147214		272,288	273,896	P4	-1,608
0178837		145,052	145,052	C4	0
0592161		324,074	324,074	C2	0
2484803		80,922	80,247	P6	675
2354632	18376	90,941	91,696	C3 C4 P6	-755
0077356	24562	295,880	295,880		0
0799955		1,152,422	1,152,422		0
0914118	24759	423,078	433,423	C2 P1 P6	-10,345
1338633		235,276	215,792	P1	19,484
0729949		1,806,248	1,806,248		0
1217291		107,277	107,277	C2	0
2487675		200,941	202,230	P6	-1,289
3130076		260,264	264,509	C4 P1	-4,245
2450240		1,347,635	1,336,723	C4 P6	10,912
2689952		344,809	337,921	P1 P2 P6	6,888
2225816	29734	2,078,113	2,876,233	P5	-798,120

Quarterly Total Test Audit Payroll : **32,831,647**

Quarterly Total Company Audit Payroll : **33,338,599**

Quarterly Total Payroll Difference : **(506,952)**

MINNESOTA WORKERS' COMPENSATION INSURERS ASSOCIATION, INC.

Voluntary Market

Test Audits Completed January 1, 2008 - December 31, 2008

Qtr: 4	AFN Number	Carrier ID	Test Audit Payroll	Company Audit Payroll	Reason Code(s)	Total Payroll Difference
	1671049	10243	229,523	229,523	C2 C4	0
	2692228		1,080,491	1,153,512	C4 P5 P6	-73,021
	3028798		1,041,494	1,041,494	C4	0
	3185988		4,461,573	4,461,573	C1	0
	1047582		1,780,273	1,755,700	C4 P2 P4	24,573
	3127935		203,588	204,542	P3	-954
	3158046		127,869	127,869		0
	1098829		180,031	230,032	C4 P1	-50,001
	3138581	11037	811,790	811,790	C4	0
	2218038	11053	148,254	148,254		0
	0389587		25,035	119,126	P1 P4	-94,091
	0094315		220,172	192,242	P6	27,930
	3138191		246,173	246,173		0
	3058921	12440	1,399,971	1,399,971		0
	3201170		1,366,562	1,366,562		0
	3171738		693,538	693,538		0
	2727650		925,421	1,262,634	P5	-337,213
	1134876		691,684	1,088,419	P6	-396,735
	0524840		750,297	750,297		0
	1098985		570,893	570,893		0
	1166379		768,807	768,807		0
	1311409		282,165	282,165		0
	1960121		2,352,742	2,352,742		0
	1974408		1,069,559	1,069,559		0
	2031965		486,557	486,557		0
	2794691		3,568,608	3,736,531	P6	-167,923
	2065304		1,118,896	1,118,896		0
	2124904		4,321,130	4,321,130		0
	3075095		363,785	363,785		0
	3125716	15385	1,031,554	1,036,141	P3	-4,587
	0491470	15539	1,917,045	1,917,045	C4	0
	0490814		1,234,775	1,214,387	C1 C4 P2 P6	20,388
	2110474		84,731	87,653	P3	-2,922
	2339439		1,018,360	1,018,360	C1	0
	1166301		648,573	601,973	P3	46,600
	1054856	15571	155,827	155,827		0
	2993422		1,979,431	1,979,431		0
	0755850		928,030	928,030		0
	0731978		1,521,433	1,474,594	P5	46,839
	0658324		748,065	748,065		0
	1799517		497,542	497,542		0

MINNESOTA WORKERS' COMPENSATION INSURERS ASSOCIATION, INC.

Voluntary Market

Test Audits Completed January 1, 2008 - December 31, 2008

3130431	15571	354,187	354,187		0
1757857		377,242	505,816	P6	-128,574
0584584		188,014	188,014		0
2318270		642,765	698,249	P6	-55,484
2105012		3,690,626	3,690,626		0
0363880	15628	5,062,172	5,062,172		0
0265683		1,402,382	1,292,951	P5	109,431
0811505	15865	865,563	886,329	P1 P2	-20,766
1184121		386,854	386,854	C4	0
1921061		772,516	777,573	C4 P2	-5,057
0184268		497,995	498,660	C4 P2	-665
2917912		1,470,275	1,470,275		0
0131253		220,615	220,615		0
0145963		156,924	156,924	C4	0
0511447		1,770,234	1,761,233	C3 P6	9,001
1166530	16446	150,893	150,893		0
3139327		350,079	350,079		0
0611000		255,445	255,445		0
2746018		498,347	498,347		0
3207954		142,717	142,717		0
2450674		906,167	906,167		0
2050137	16713	123,069	123,838	P6	-769
3194258	17035	63,382	63,600	P6	-218
3172329	17124	415,232	415,232		0
1782053	17256	709,598	709,598		0
0371726	17426	1,127,699	1,159,065	C4 P6	-31,366
2496500		35,863	57,530	C4 P1 P7	-21,667
2281368		648,687	746,100	P7	-97,413
2162865		185,318	139,115	C1 C4 P6	46,203
1963082		780,096	595,000	C4 P7	185,096
1737376		324,236	443,659	C4 P2 P6	-119,423
1637142		959,146	959,146	C4	0
0720933		218,600	178,700	C4 P1 P6	39,900
0996386		1,683,886	1,684,342	C1 C2 C3 P6	-456
3134825	17469	251,259	251,259		0
2712539	18147	62,095	62,095		0
2917254		69,774	67,513	P6	2,261
2089718		134,833	175,381	P1 P2 P4	-40,548
2269953		1,347,905	1,349,566	C4 P4	-1,661
3175113	18244	253,235	275,711	C4 P1 P5	-22,476
3146149		55,160	55,160		0
3119483		83,069	92,837	P6	-9,768
3072290		283,247	259,515	P1 P2	23,732

MINNESOTA WORKERS' COMPENSATION INSURERS ASSOCIATION, INC.

Voluntary Market

Test Audits Completed January 1, 2008 - December 31, 2008

2202190	18244	129,776	166,611	P1	-36,835
3169338		106,818	157,714	C4 P1 P6	-50,896
3194359		109,770	105,000	C1 P1 P6	4,770
0273503	18376	1,863,216	1,863,216	C1	0
0834157		201,831	223,756	C3 C4 P2	-21,925
3102777		271,794	271,794		0
0442801		602,389	596,078	C4 P4 P6	6,311
0327417	24562	388,168	388,168		0
0364436		264,738	264,738		0
0373427		704,179	704,179		0
3207184		269,970	269,970		0
0774154		414,656	414,656		0
2989441		639,053	639,053		0
2731231	29734	3,757,730	3,757,730		0
0816361		286,905	286,905		0
2147831		1,367,686	1,367,686		0

Quarterly Total Test Audit Payroll : **84,408,327**

Quarterly Total Company Audit Payroll : **85,608,706**

Quarterly Total Payroll Difference : **(1,200,379)**

MWCIA

Information & Services

MINNESOTA WORKERS' COMPENSATION INSURERS ASSOCIATION, INC.

Voluntary Market

Test Audits Completed January 1, 2008 - December 31, 2008

YTD Total Test Audit Payroll :	301,274,759
YTD Total Company Audit Payroll :	301,508,399
YTD Total Payroll Difference :	(233,640)

Summary of Errors :

Error	Count of Errors	Error	Count of Errors
P1	36	C1	18
P2	34	C2	6
P3	16	C3	7
P4	14	C4	64
P5	21	C5	3
P6	49		
P7	6		

Total Audits: **296**

Total Audits
w/ Differences: **159**

Percentage of
Audits showing
Differences: **53.7 %**

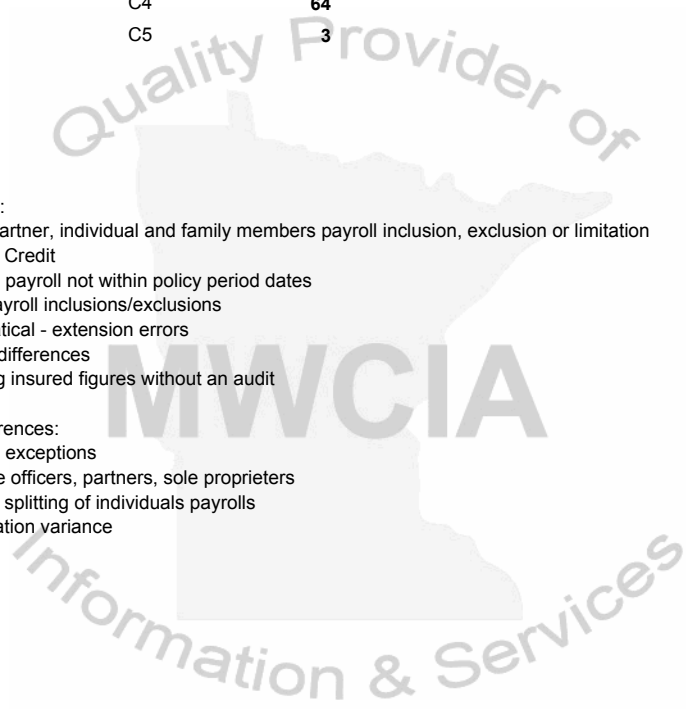
Difference Reasons

Payroll Differences:

- P1: Officer, partner, individual and family members payroll inclusion, exclusion or limitation
- P2: Overtime Credit
- P3: Reported payroll not within policy period dates
- P4: Rule 2 payroll inclusions/exclusions
- P5: Mathematical - extension errors
- P6: All other differences
- P7: Accepting insured figures without an audit

Classification Differences:

- C1: Standard exceptions
- C2: Executive officers, partners, sole proprietors
- C3: Improper splitting of individuals payrolls
- C4: Classification variance
- C5: All Other



MWCIA

Test Audit Program



Assigned Risk - Physical Audits

Test Audits completed January 1, 2008 - December 31, 2008

MINNESOTA WORKERS' COMPENSATION INSURERS ASSOCIATION, INC.

Assigned Risk Market - Physical Audits

Test Audits Completed January 1, 2008 - December 31, 2008

Qtr: 1	Carrier ID	AFN Number	Test Audit Payroll	Company Audit Payroll	Reason Code(s)	Total Payroll Difference
	21466					
		2508028	1,581,758	1,584,060	P5	-2,302
		2533677	268,833	268,833		0
		3153064	353,576	350,723	P5	2,853
		3181103	14,991	14,991		0
	39579					
		0545678	460,896	460,896		0
		0902721	7,325,653	7,325,653		0
		0954071	925,519	852,999	C4 P2 P5	72,520
		2538407	182,061	119,067	P5	62,994
		2787008	1,949,451	1,885,626	P5	63,825
Quarterly Total Test Audit Payroll :			13,062,738			
Quarterly Total Company Audit Payroll :			12,862,848			
Quarterly Total Payroll Difference :				199,890		

* The selection criteria for this report is based on a flag which indicates whether it is a "Physical" or a "Mail" audit. The audits shown in this "Assigned Risk Market - Physical Audits" report are those audits that were completed within the time frame indicated in the report header, which passed the data validation and have been flagged as "Physical". This will include audits in the > \$3,000 premium range and are experience rated.

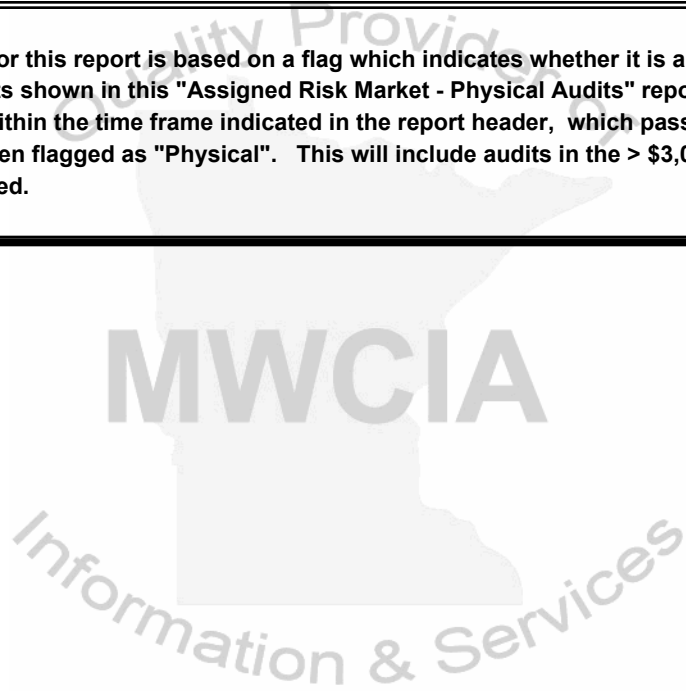
MINNESOTA WORKERS' COMPENSATION INSURERS ASSOCIATION, INC.

Assigned Risk Market - Physical Audits

Test Audits Completed January 1, 2008 - December 31, 2008

Qtr: 2	Carrier ID	AFN Number	Test Audit Payroll	Company Audit Payroll	Reason Code(s)	Total Payroll Difference
	21466					
		0341258	204,054	204,054		0
		0439061	245,543	491,086	P5	-245,543
		1282689	822,283	822,283		0
		2258056	158,721	158,721		0
Quarterly Total Test Audit Payroll :			1,430,601			
Quarterly Total Company Audit Payroll :				1,676,144		
Quarterly Total Payroll Difference :						(245,543)

* The selection criteria for this report is based on a flag which indicates whether it is a "Physical" or a "Mail" audit. The audits shown in this "Assigned Risk Market - Physical Audits" report are those audits that were completed within the time frame indicated in the report header, which passed the data validation and have been flagged as "Physical". This will include audits in the > \$3,000 premium range and are experience rated.



MINNESOTA WORKERS' COMPENSATION INSURERS ASSOCIATION, INC.

Assigned Risk Market - Physical Audits

Test Audits Completed January 1, 2008 - December 31, 2008

Qtr: 3	Carrier ID	AFN Number	Test Audit Payroll	Company Audit Payroll	Reason Code(s)	Total Payroll Difference
	21466					
		0196428	562,812	562,812		0
		0295132	355,399	355,399		0
		2061422	1,909,979	1,909,979		0
		2114402	385,011	385,011		0
		2239272	1,789,572	1,789,572		0
		2374277	125,866	125,866		0
		2491893	2,265,939	2,265,939		0
		2929023	228,426	228,426		0
		3164101	648,143	487,366	P1 P3	160,777
	39579					
		0648094	174,108	178,884	C4 P3	-4,776
		1256947	165,730	165,730	C4	0
		1674927	1,146,507	1,058,497	C2 C4 P4	88,010
		1728148	96,293	93,194	P4	3,099
		1849360	125,101	125,101	C4	0

Quarterly Total Test Audit Payroll :	9,978,886
Quarterly Total Company Audit Payroll :	9,731,776
Quarterly Total Payroll Difference :	247,110

* The selection criteria for this report is based on a flag which indicates whether it is a "Physical" or a "Mail" audit. The audits shown in this "Assigned Risk Market - Physical Audits" report are those audits that were completed within the time frame indicated in the report header, which passed the data validation and have been flagged as "Physical". This will include audits in the > \$3,000 premium range and are experience rated.

MINNESOTA WORKERS' COMPENSATION INSURERS ASSOCIATION, INC.

Assigned Risk Market - Physical Audits

Test Audits Completed January 1, 2008 - December 31, 2008

Qtr: 4	Carrier ID	AFN Number	Test Audit Payroll	Company Audit Payroll	Reason Code(s)	Total Payroll Difference
	21466					
		0670448	220,129	220,129		0
		1968548	4,334,725	4,334,725		0
		2038935	2,241,105	2,241,105		0
		2633949	299,162	299,162		0
		3157705	624,730	624,730		0
		3205885	107,950	102,846	C2 P3 P6	5,104
Quarterly Total Test Audit Payroll :			7,827,801			
Quarterly Total Company Audit Payroll :			7,822,697			
Quarterly Total Payroll Difference :				5,104		

* The selection criteria for this report is based on a flag which indicates whether it is a "Physical" or a "Mail" audit. The audits shown in this "Assigned Risk Market - Physical Audits" report are those audits that were completed within the time frame indicated in the report header, which passed the data validation and have been flagged as "Physical". This will include audits in the > \$3,000 premium range and are experience rated.



MINNESOTA WORKERS' COMPENSATION INSURERS ASSOCIATION, INC.

Assigned Risk Market - Physical Audits

Test Audits Completed January 1, 2008 - December 31, 2008

YTD Total Test Audit Payroll :	32,300,026
YTD Total Company Audit Payroll :	32,093,465
<hr/>	
YTD Total Payroll Difference :	206,561

Summary of Errors :

				Total Audits:	33
				Total Audits w/ Differences:	13
				Percentage of Audits showing	39.4 %
<u>Error</u>	<u>Count of Errors</u>	<u>Error</u>	<u>Count of Errors</u>		
P1	1	C1	0		
P2	1	C2	2		
P3	3	C3	0		
P4	2	C4	5		
P5	6	C5	0		
P6	1				
P7	0				

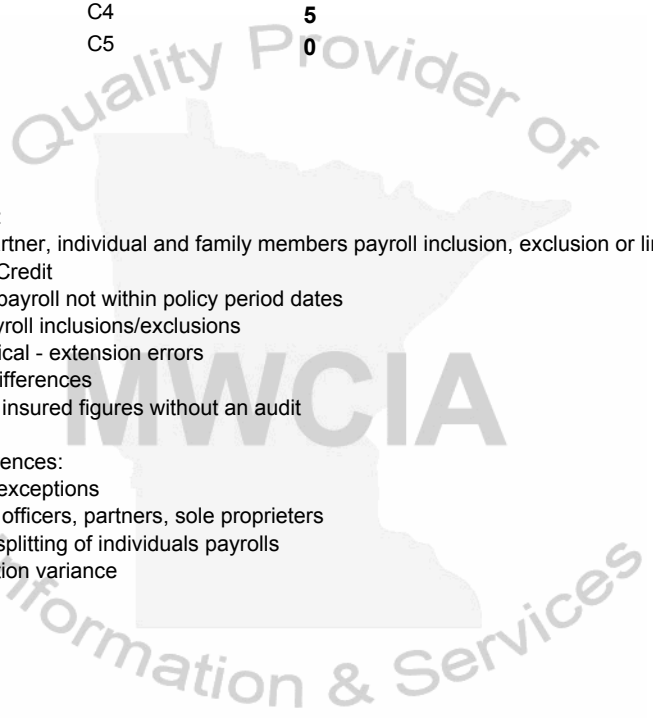
Difference Reasons

Payroll Differences:

- P1: Officer, partner, individual and family members payroll inclusion, exclusion or limitation
- P2: Overtime Credit
- P3: Reported payroll not within policy period dates
- P4: Rule 2 payroll inclusions/exclusions
- P5: Mathematical - extension errors
- P6: All other differences
- P7: Accepting insured figures without an audit

Classification Differences:

- C1: Standard exceptions
- C2: Executive officers, partners, sole proprietors
- C3: Improper splitting of individuals payrolls
- C4: Classification variance
- C5: All Other



MWCIA

Test Audit Program



Assigned Risk - Mail Audits

Test Audits completed January 1, 2008 - December 31, 2008

MINNESOTA WORKERS' COMPENSATION INSURERS ASSOCIATION, INC.

Assigned Risk Market - Mail Audits

Test Audits Completed January 1, 2008 - December 31, 2008

Qtr: 1	Carrier ID	AFN Number	Test Audit Payroll	Company Audit Payroll	Reason Code(s)	Total Payroll Difference
	21466					
		0088579	273,477	189,000	P7	84,477
		0557765	584,963	550,568	P5	34,395
		0955949	144,342	155,005	P5	-10,663
		2218070	353,130	422,029	P5	-68,899
		2255570	221,406	221,287	P5	119
		2355540	597,589	702,485	P6	-104,896
		2478820	475,840	415,873	P5	59,967
		2613999	594,147	779,020	P5	-184,873
		2701812	96,528	104,232	P5	-7,704
		2812959	226,868	217,350	P6	9,518
		3104389	148,058	148,058		0
		3105812	125,777	110,251	P5	15,526
	39579					
		0347833	538,989	610,306	P1 P4	-71,317
		0551546	895,444	789,161	C4 P6	106,283
		0699357	788,023	832,586	P7	-44,563
		1402404	119,891	132,491	P6	-12,600
		1828266	469,551	469,551	C4	0
Quarterly Total Test Audit Payroll :			6,654,023			
Quarterly Total Company Audit Payroll :				6,849,253		
Quarterly Total Payroll Difference :						(195,230)

* The selection criteria for this report is based on a flag which indicates whether it is a "Physical" or a "Mail" audit. The audits shown in this "Assigned Risk Market - Mail Audits" report are those audits that were completed within the time frame indicated in the report header, which passed the data validation and have been flagged as "Mail". This will include all audits between the \$3,000 - \$10,000 range that are experience rated (only those flagged as "Mail" audits). This will not include audits with a premium greater than \$10,000.

MINNESOTA WORKERS' COMPENSATION INSURERS ASSOCIATION, INC.

Assigned Risk Market - Mail Audits

Test Audits Completed January 1, 2008 - December 31, 2008

Qtr: 2	Carrier ID	AFN Number	Test Audit Payroll	Company Audit Payroll	Reason Code(s)	Total Payroll Difference
	21466					
		1155644	114,602	121,073	P5	-6,471
		1351761	671,137	671,737	P6	-600
		1903110	281,029	281,029		0
		2360977	977,409	977,409		0
		2565838	302,564	300,701	P5	1,863

Quarterly Total Test Audit Payroll : **2,346,741**

Quarterly Total Company Audit Payroll : **2,351,949**

Quarterly Total Payroll Difference : **(5,208)**

* The selection criteria for this report is based on a flag which indicates whether it is a "Physical" or a "Mail" audit. The audits shown in this "Assigned Risk Market - Mail Audits" report are those audits that were completed within the time frame indicated in the report header, which passed the data validation and have been flagged as "Mail". This will include all audits between the \$3,000 - \$10,000 range that are experience rated (only those flagged as "Mail" audits). This will not include audits with a premium greater than \$10,000.

MWCIA

Quality Provider of
Information & Services

MINNESOTA WORKERS' COMPENSATION INSURERS ASSOCIATION, INC.

Assigned Risk Market - Mail Audits

Test Audits Completed January 1, 2008 - December 31, 2008

Qtr: 3	Carrier ID	AFN Number	Test Audit Payroll	Company Audit Payroll	Reason Code(s)	Total Payroll Difference
	21466					
		1585584	102,192	98,110	P5	4,082
		2546000	117,950	127,750	P6	-9,800
		2706504	56,341	56,341		0
		3139691	374,990	377,033	C4 P1	-2,043
		3154488	216,539	219,435	C1 C4 P2	-2,896
		3154643	88,227	88,227	C4	0
		3194153	194,822	194,822	C1 C4	0
		3206523	119,020	96,473	P1	22,547
		3206795	151,383	167,121	P1 P3	-15,738
	39579					
		0068411	299,115	310,932	C4 P6	-11,817
		0170631	324,453	370,982	P1 P6	-46,529
		1045105	448,316	412,882	P6	35,434
		1724290	432,104	268,160	P6	163,944
Quarterly Total Test Audit Payroll :			2,925,452			
Quarterly Total Company Audit Payroll :				2,788,268		
Quarterly Total Payroll Difference :						137,184

* The selection criteria for this report is based on a flag which indicates whether it is a "Physical" or a "Mail" audit. The audits shown in this "Assigned Risk Market - Mail Audits" report are those audits that were completed within the time frame indicated in the report header, which passed the data validation and have been flagged as "Mail". This will include all audits between the \$3,000 - \$10,000 range that are experience rated (only those flagged as "Mail" audits). This will not include audits with a premium greater than \$10,000.

MINNESOTA WORKERS' COMPENSATION INSURERS ASSOCIATION, INC.

Assigned Risk Market - Mail Audits

Test Audits Completed January 1, 2008 - December 31, 2008

Qtr: 4	Carrier ID	AFN Number	Test Audit Payroll	Company Audit Payroll	Reason Code(s)	Total Payroll Difference
	21466					
		0116513	200,108	267,004	P5	-66,896
		1733346	779,702	683,000	P5	96,702
		2374439	320,295	317,403	P5	2,892
		2779307	892,166	900,755	C2 P3 P4 P6	-8,589
		2822407	120,838	99,050	C4 P7	21,788
		3129415	614,239	857,630	C1 P7	-243,391
		3194290	639,808	675,977	C2 P6	-36,169
	39579					
		0978680	92,066	71,086	P1 P7	20,980
		1465716	1,009,356	944,307	P7	65,049
Quarterly Total Test Audit Payroll :			4,668,578			
Quarterly Total Company Audit Payroll :			4,816,212			
Quarterly Total Payroll Difference :			(147,634)			

* The selection criteria for this report is based on a flag which indicates whether it is a "Physical" or a "Mail" audit. The audits shown in this "Assigned Risk Market - Mail Audits" report are those audits that were completed within the time frame indicated in the report header, which passed the data validation and have been flagged as "Mail". This will include all audits between the \$3,000 - \$10,000 range that are experience rated (only those flagged as "Mail" audits). This will not include audits with a premium greater than \$10,000.

MINNESOTA WORKERS' COMPENSATION INSURERS ASSOCIATION, INC.

Assigned Risk Market - Mail Audits

Test Audits Completed January 1, 2008 - December 31, 2008

YTD Total Test Audit Payroll :	16,594,794
YTD Total Company Audit Payroll :	16,805,682
YTD Total Payroll Difference :	(210,888)

Summary of Errors :

Error	Count of Errors	Error	Count of Errors
P1	6	C1	3
P2	1	C2	2
P3	2	C3	0
P4	2	C4	8
P5	14	C5	0
P6	12		
P7	6		

Total Audits: **44**

Total Audits
w/ Differences: **40**

Percentage of
Audits
showing **90.9 %**

Difference Reasons

Payroll Differences:

- P1: Officer, partner, individual and family members payroll inclusion, exclusion or limitation
- P2: Overtime Credit
- P3: Reported payroll not within policy period dates
- P4: Rule 2 payroll inclusions/exclusions
- P5: Mathematical - extension errors
- P6: All other differences
- P7: Accepting insured figures without an audit

Classification Differences:

- C1: Standard exceptions
- C2: Executive officers, partners, sole proprietors
- C3: Improper splitting of individuals payrolls
- C4: Classification variance
- C5: All Other